

< Applying for a French Student Visa – Step by Step >

Face to face interview restarts from 3rd of May 2023!

We have provided below some basic information about the process of applying for a student visa for France, but please note that the granting of visas is entirely the responsibility of the French consular services.

General information

If you are a Korean citizen or legal resident over the age of 18 and planning to study at a French higher education institution for a period longer than three months, you must first complete the Campus France application process “Etudes en France” :

<https://pastel.diplomatie.gouv.fr/etudesenfrance/dyn/public/authentication/login.html> and then apply for a student visa. If you are not yet 18 at the time you apply to study in France, you do not need to complete the Campus France application process, but will need to apply for a visa for minors. Please check your consulate service for details.

You must obtain your student visa while in Korea. The visa cannot be issued once the applicant is in France.

Please note: You are able to apply Campus France process 3 months before the course starting date in France (4 months before in case that the course starts in August/ September considering the summer peak season).

The basic sequence of events for getting a visa for study in France is:



<Before your departure>

1> Pay a registration fee: 333 000 won (IBK 037-062826-01-011, French cultural institute)

Campus France registration fee is different from and in addition to the visa processing fee.

2> Complete the Campus France online Etudes en France application process

Please complete the Campus France online application process. The Campus France online application process and the visa application process are the two distinct steps you need to take before departing for France. You should be sure to complete your [Campus France application \(through the online Etudes en France system\)](#) as early as possible so that you have enough time to apply for and receive a visa.

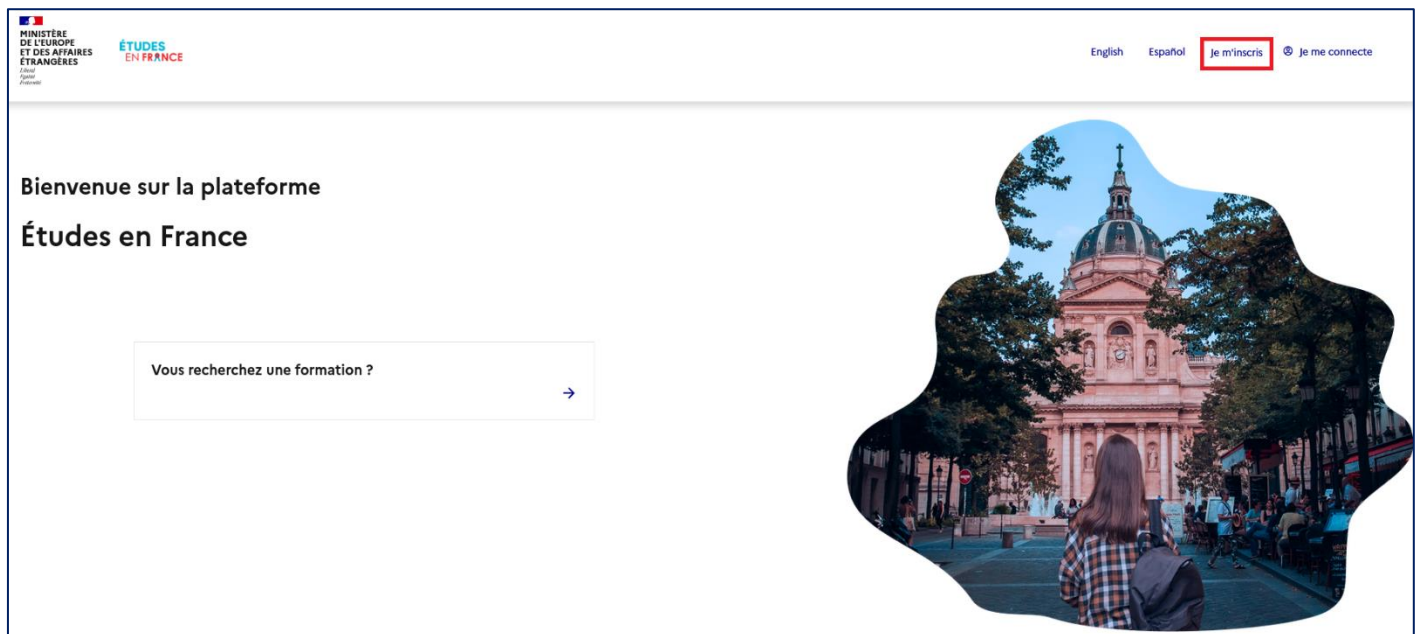
What documents do I need to submit online?

Applicants are required to upload the following documents:

- ① A headshot (format: JPG, size: 50 KB max)
- ② Copy of Passport, Residence Card (Alien registration card)
- ③ Registration fee receipt

* refer to the articles as below: screen capture translated in Eng version

- ④ Curriculum vitae **(to be downloaded from the Campus France site)**
- ⑤ Your last obtained diploma or Enrollment certificate (format: JPG/PDF, size: 300 KB max)
- ⑥ An official acceptance letter delivered by a French higher education institution (format: JPG/PDF, size: 300 KB max)
- ⑦ Motivation letter



MINISTÈRE DE L'EUROPE ET DES AFFAIRES ÉTRANGÈRES

ÉTUDES EN FRANCE

English Español **Je m'inscris** Je me connecte

Bienvenue sur la plateforme

Études en France

Vous recherchez une formation ? →

→ **Je me connecte**

Identifiant *

Mot de passe *

Connexion

* refer to the articles as below: screen capture translated in Eng version

(For the creation of your account, * refer to the articles as below)

Welcome > **Create an account**

i I create an account

i Fields with an asterisk (*) must be completed

Campus France
Select your local Campus France

Mon Espace Campus France / My Campus France office * :

Espace Campus France Corée ▼

E-mail address
This e-mail address will be used as login to log in my account, and, if I accept, to receive information messages from my Campus France and institutions to which I want to apply.

E-mail address * :

Confirmation of the e-mail address * :

Identity
Last name * :

Other last names :

First name * :

Gender * :

Date of birth (dd/mm/yyyy) * :

i (i.e: 31/12/1980)


Country of birth * :

City of birth * :

Country of nationality * :


* refer to the articles as below: screen capture translated in Eng version

ID

 To finalize the account, fill out carefully the information below as they appear on the ID.

Type of ID * : **Passport is mandatory**

Expiration date (dd/mm/yyyy) :

 (i.e: 31/12/1980)

Number of ID document * :

Country of issue of the ID * :

Miscellaneous

I accept to receive notification emails regarding my Campus France application and the final "confirmation email".

I accept to be registered at the Alumni network of the French Embassy

← In order to receive the notification/confirmation email from Campus France, it is mandatory that you keep the first box checked.

Create an account

After creating your Campus France account in [Etudes en France](#),

1. Please activate your account: You shall receive an email from "ne-pas.repondre.etudesenfrance@diffusion.diplomatie.gouv.fr" to your email address that you have used while creating your account. Please activate your account as soon as possible (within 24 hours).
2. Once you connect to the online system "[Etudes en France](#)", please select "Je suis accepté (I am already accepted)"
 - **In case that you have been accepted to an institution in France (except exchange/ dual degree program) for French as a foreign language class, study abroad program, diploma course, entrance exam, doctorate**

1- Je finalise ma procédure (Finalize the procedure)

1.1- Je choisis mes projets d'études (I choose the program)

Select « **Une acceptation papier reçue en dehors de l'application Etudes en France** » then click « **Ajouter** »

- 1) ① Je suis dans un autre cas (I am in another situation) → Select the category that applies to your situation
- ② Je décris ma formation → rechercher une formation dans le catalogue (search a program in the catalog). If you can't find the program in the catalog, select « Je n'ai pas trouvé ma formation dans le catalogue » and input the information on the program registered (* refer to the article as below)
 - * Start date / End date of the program: Input the dates mentioned in your official acceptance letter

* refer to the articles as below: screen capture translated in Eng version

2) Motivation letter (Write a personal statement: your study project/ professional project): more than 1000 characters/ less than 1500 characters

3) Upload your official acceptance letter (format: JPG/PDF, size: 300 KB max)

* Certificate of (pre) enrollment delivered by a French higher education institution mentioning start date/end date of program. While completing your Campus France account, the French institution has to send directly the scanned version of certificate of (pre) enrollment by email to Campus France Korea: (fr@kr.ambafrance-culture.org).

1) Situation

I have been accepted to a program previously selected in my Etudes en France program cart (DAP/HDAP candidates)

I am in another situation * :

2) Program search

i I search my program in the catalog. If I do not find it, and only in this case, I describe it manually. Search a program in the catalog

I found my program in the catalog
Year of entry : Not filled

I did not find the program in the catalog

3) Program information

Host institution :
To specify

4) Dates of the program

Start date * :

i format:dd/mm/yyyy

End date * :

i format:dd/mm/yyyy

5) Write a personal statement (more than 1000 characters, less than 1500 characters)

i Explain why you want to study in France and why you have chosen this institution

Personal statement * :
Characters : 0 / 2500

Your study project + professional project

Main study-program

Register
Cancel × Click 'Register' then upload the official acceptance letter

➤ **In case that you are registered in a Korean institution and are going to France as exchange/dual-degree program:**

- 1) Select : « Je suis accepté » - « **Une acceptation pour un programme d'échange avec un établissement français** » then click « **Ajouter** » and input the infos:
 (* refer to the articles as below)
 * Start date of the program/ End date of the program: Input the dates mentioned in the official acceptance letter
- 2) Motivation letter (Write your study project/ professional project): more than 1000 characters/ less than 1500 characters
- 3) Upload the official acceptance letter (format: JPG/PDF, size: 300 KB max)
 * Certificate of (pre) enrollment delivered by a French higher education institution mentioning your name, start date/end date of program. While completing your Campus France account, the French institution has to send directly the scanned version of certificate of (pre) enrollment by email to Campus France (fr@kr.ambafrance-culture.org).

1) Home institution in Korea

Region, City* :

City* :

If the city does not appear on the list, select the mention "other" and enter the name below


Institution* :

If the institution does not appear on the list, select "other" and enter the name below. *

2) Host institution in France

Institution* :

Campus* :

 If you have not found your host institution on the lists above, please click on the following button: "Find your French Institution"

Find your French Institution

Host Institution :

* refer to the articles as below: screen capture translated in Eng version

3) Program information

Study-abroad/exchange/dual-degree program * :

Make sure the name of the program is correct *

Description of the program * :
Characters : 0 / 1000

Field of study * :

Level * :

Start date of the program * :
format:dd/mm/yyyy

End date of the program * :
format:dd/mm/yyyy

5) Write a personal statement (more than 1000 characters, less than 1500 characters)

Explain why you want to study in France and why you have chosen this institution

Personal statement * :
Characters : 0 / 2500

Your study project + professional project

Main study-program

Register Cancel × Click 'Register' then upload the official acceptance letter

* refer to the articles as below: screen capture translated in Eng version

1-2. Je saisis mes informations personnelles (Personal information)

1) Ma situation personnelle actuelle: Are required to scan and upload **headshot, passport + Campus France registration fee receipt** and input mobile phone number as well as home address. (* refer to the article as below)

* When uploading copy of passport (expiration date must be superior to 15 months from your departure date to France), please upload Campus France registration fee receipt as well as a copy of Residence card (the front and the rear) if you are not a Korean citizen.

Logins and photograph

Attachment missing

Email (login and contact) :

Personal Etudes en France identification number :

Contact :
 Espace CampusFrance Séoul
 10th Floor, Vabien 3, 86 Tongil-ro, Jung-gu, Seoul (04517)
 e-mail : fr@kr.ambafrance-culture.org

Identity photograph: i Not filled

i Scan a profile picture in Jpeg 300 DPI 26*32 mm. It must be in JPEG or PNG format and the size must not exceed 50KB.

[Modify my photograph ↗](#)

Identity

Attachment missing [Modify ↗](#)

Supportive documents (0)

i Please attach a copy of your photo ID

Last name :	HONG	Name :	Gildong
Other family name :		Gender :	Female
Date of birth (dd/mm/yyyy) :	01/01/1998	Type of ID :	Passport
Country of birth :	South Korea	ID number :	M123M4567
Place of birth :	Seoul	Country of issue of the ID :	South Korea
Country of nationality :	South Korea	Expiration date (dd/mm/yyyy) :	30/12/2030
Je suis en situation de handicap :	No		

* refer to the articles as below: screen capture translated in Eng version


2) Statut particulier

Exempted from Campus France registration fee payment + Campus France interview

- Eiffel scholarship
- Erasmus scholarship
- France Excellence scholarship
- Baccalauréat français moins de 4 ans ou lycéen en classe terminale inscrit dans un lycée français

Special status

Incomplete Modify ↗

 Please specify if your situation applies to one of the following categories. If so, please upload a supporting document.

Grant / scholarship :

Other case :


3) Mon parcours et mes diplômes :

- ① Mon curriculum vitae: Upload your **curriculum vitae (to be downloaded from the Campus France site)**
- ② Mon cursus: Select your academic situation among following options
 A year of higher education/ A diploma of higher education/ High school diploma or equivalent
 A year in high school/ An entrance exam/ Another activity
 + upload Enrollment certificate (or last obtained diploma)

4) Mes compétences linguistiques : Language skills (*refer to the article as below)

- ① Upload the document if you ever took French / English language proficiency exam.
- ② Proof of your previous studies in France if you stayed in France more than 3 months. (If applicable, visa, ofii, transcript, enrollment certificate), if you can't upload them, please upload a justification letter written in En or Fr.


French language proficiency exams Add a test :

 Please upload a supporting document for each exam you took.

TCF SO + TP with written and verbal component ▼

Add

No test

 **Level of French**
 If you passed a French language proficiency exam, please do not fill out this section : add the exam to the "French language proficiency exams" section.
 You can upload supporting documents (records, admission...)

Not specified

Modify

i

Stays in France

Please add an attachment for your stay (study abroad transcripts, or letter of enrollment, certificate, visa, plane ticket)

Add

No stay in France

i

Level of English (and other languages)

Please upload a supporting document for each exam you took (if your native language is not English).

Modify

Not specified

[Back ×](#)

4. Je vérifie que tout est complet et je confirme mon choix : Once you review the information that you've input, submit the file to Campus France Korea by clicking as following:

Review and submit the file to Campus France Korea

!

Please ensure you submit a complete application.

☐

hereby certify that the above statements are true and correct to the best of my knowledge.

I confirm my final choice to Campus France Korea

***Please remember:** Your Campus France application would be complete once you submit your files in [Etudes en France](#). If your application is not proceeded within 10 days (except weekend, holidays) after the final submission of your files in [Etudes en France](#), please send an email to fr@kr.ambafrance-culture.org

3> Make a reservation for Campus France interview in [Etudes en France](#)

Once Campus France has reviewed your online and found them to be complete, you will receive a confirmation message in your [Etudes en France](#) system/ in your personal email box as well. If your [Etudes en France](#) application has not been validated, (a) you will not able to get a Campus France interview **and** (b) the visa services will not be able to start processing your visa application.

* refer to the articles as below: screen capture translated in Eng version

4> Campus France interview / Schedule an in-person appointment at the French consulate

From 3rd of May 2023, face to face interview restarts in Campus France office.

The office is located in the Embassy of France in Korea and please check the following address. And the strict security procedures will be followed before entering the Embassy.

Campus France Address: 43-12 Seosomun-ro, Seodaemun-gu, Seoul

Please be informed that you have to bring the following documents to attend the scheduled interview:

- ① ID Card: Alien registration card or passport
- ② Invitation letter (lettre de convocation) to Campus France interview downloaded from the platform Etudes en France
- ③ Certificate of (pre) enrollment delivered by a French higher education institution uploaded on the platform Etudes en France (except for the exchange program students)
- ④ Original of your last obtained diploma or Enrollment certificate uploaded on the platform Etudes en France (except for the exchange program students)

After you complete your interview with Campus France, you will be given the following two documents that are mandatory to bring for your student visa application at your consulate and lastly, please check the website link for the visa process.

1. Certificate of (pre) enrollment delivered by a French higher education institution stamped by Campus France
2. Etudes en France Electronic Acceptance letter (Attestation d'acceptation)
3. [Applying for a French visa in South Korea - La France en Corée - Ambassade de France à Séoul \(ambafrance.org\)](https://ambafrance.org)

Please contact the consulate service visa visas.seoul-amba@diplomatie.gouv.fr with any further questions about the visa procedure.

Thank you for your attention!